

## Message from the School

Langdon has earned Bold Improvement Awards (2018 and 2019). We are a nationally recognized Distinguish School (2019) and an OSSE-rated 4-star school (since 2018). We foster an ongoing exchange of ideas through Blended Learning for our scholars to achieve their goals through small group learning. We offer Montessori and Creative Curriculum Early Childhood programs. Our three priorities are building relationships to foster life-long learning, using data to drive instruction, and providing high engagement through content.



📍 1900 Evarts St. NE, Washington, DC 20018  
 🏠 Ward 5  
 ☎️ (202) 576-6048

### School Instructional Hours

**Monday:** 08:10 AM - 03:20 PM  
**Tuesday:** 08:10 AM - 03:20 PM  
**Wednesday:** 08:10 AM - 03:20 PM  
**Thursday:** 08:10 AM - 03:20 PM  
**Friday:** 08:10 AM - 03:20 PM

**Total Students (2021-22 Ever-Enrolled):** 372

**Total Teachers:** 29

**Total School Leaders:** 5

**Grades Served:** PK3, PK4, KG, 1, 2, 3, 4, 5

**Principal:** Kemi Baltimore-Husbands

**Title-I Status:** Yes

**Local Education Agency (LEA):** District of Columbia Public Schools

**School Uniforms Required:** Yes

**Bus Line(s):** 83, 86, E2, H6, T14, T18

**Metro Line(s):** Not Provided

**Before Care Offered:** Yes

- **Cost:** Free

**After Care Offered:** Yes

- **Cost:** Sliding Scale

### School Program Information

Blended Learning  
 Montessori

### Parent Organization

**Parent Organization Offered:** Yes

**Parent Organization Contact:** Kimberly Myers

**Parent Organization Website:**

[www.dcps.dc.gov/page/parent-organizations](http://www.dcps.dc.gov/page/parent-organizations)

### Extracurricular & Enrichment Activities

Techbridge Girls  
 Sports Football  
 Basketball  
 Cheer  
 Chess Club  
 Great Books  
 Dance Makers

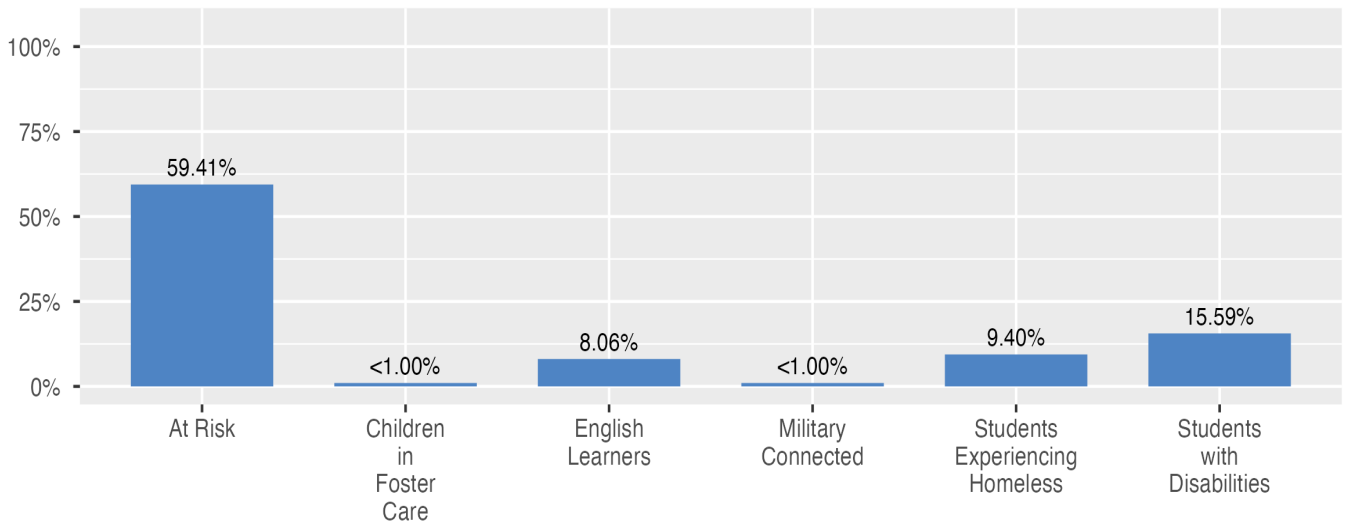
## School Enrollment

The ever-enrolled count is the total number of students who are enrolled at any point during the school year; a student who attends a school for one day or 180 days is counted the same way. For this reason, the ever-enrolled count will always be larger than the audit count.

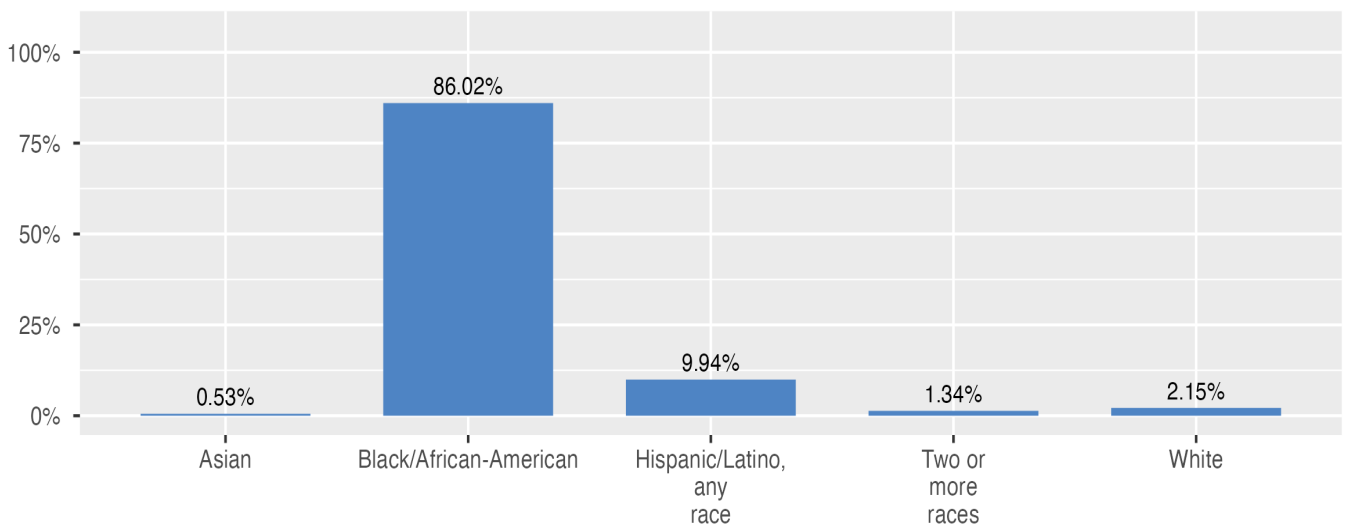
**2021-22 Ever-Enrolled by Grade Level**

PK3	PK4	KG	Grade 01	Grade 02	Grade 03	Grade 04	Grade 05
43	45	54	42	52	45	50	41

**Enrollment by Student Group**

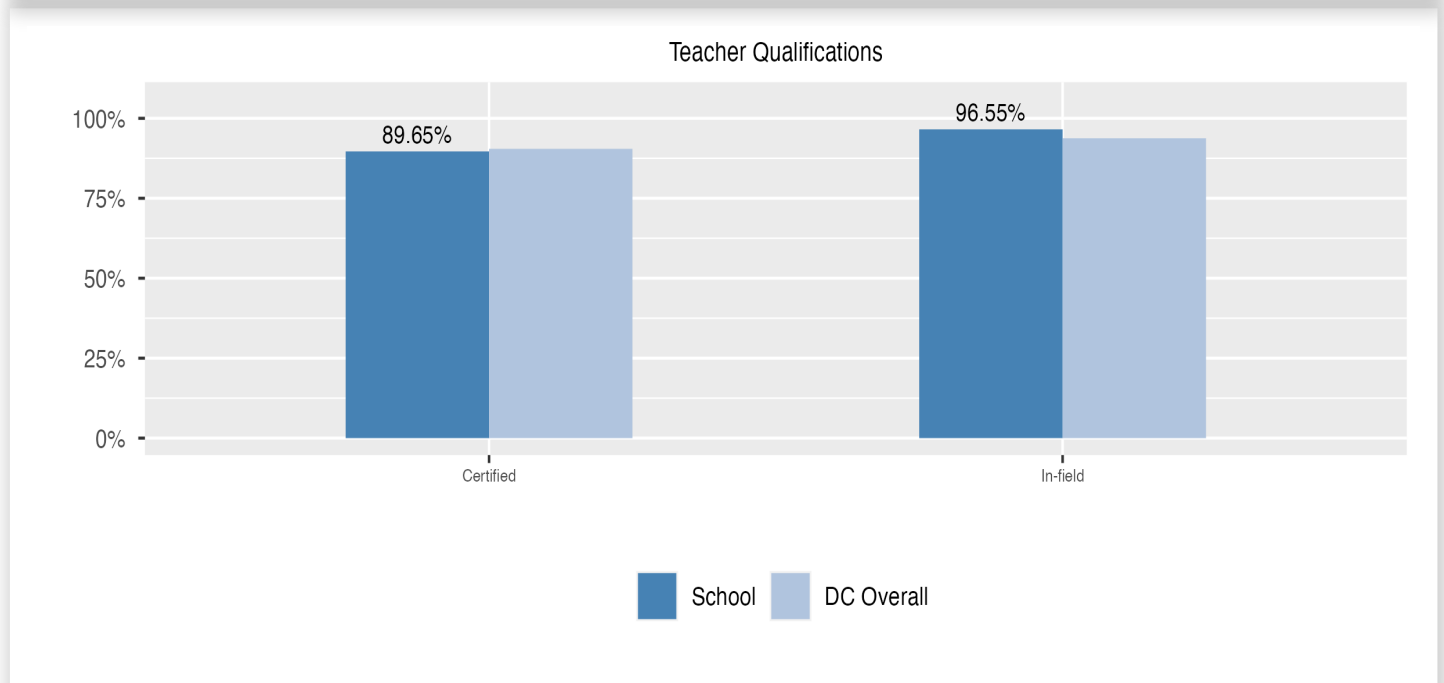
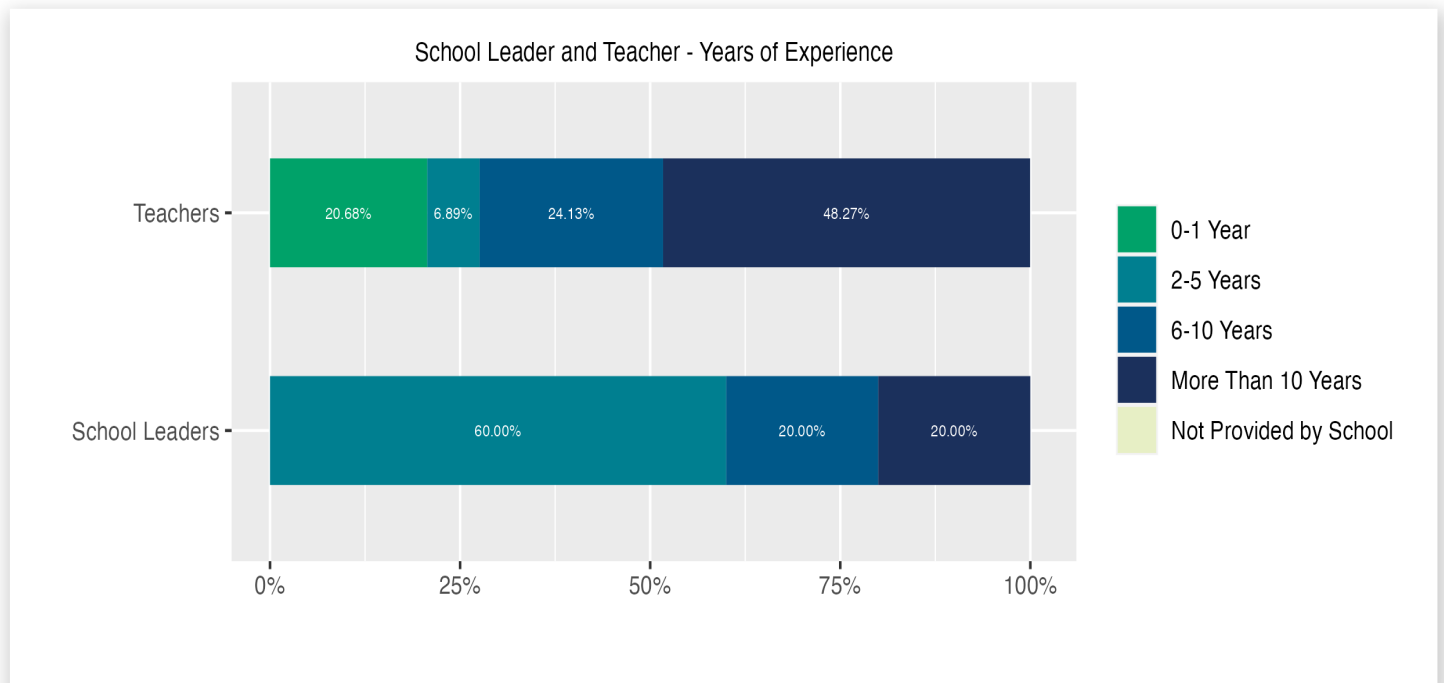


**Enrollment by Race/Ethnicity**



## Teacher and School Leader Data

This page includes information about teacher experience levels in DC Public Schools and public charter schools. For DC Public Schools, it also includes information about credentialed and in-field teachers.

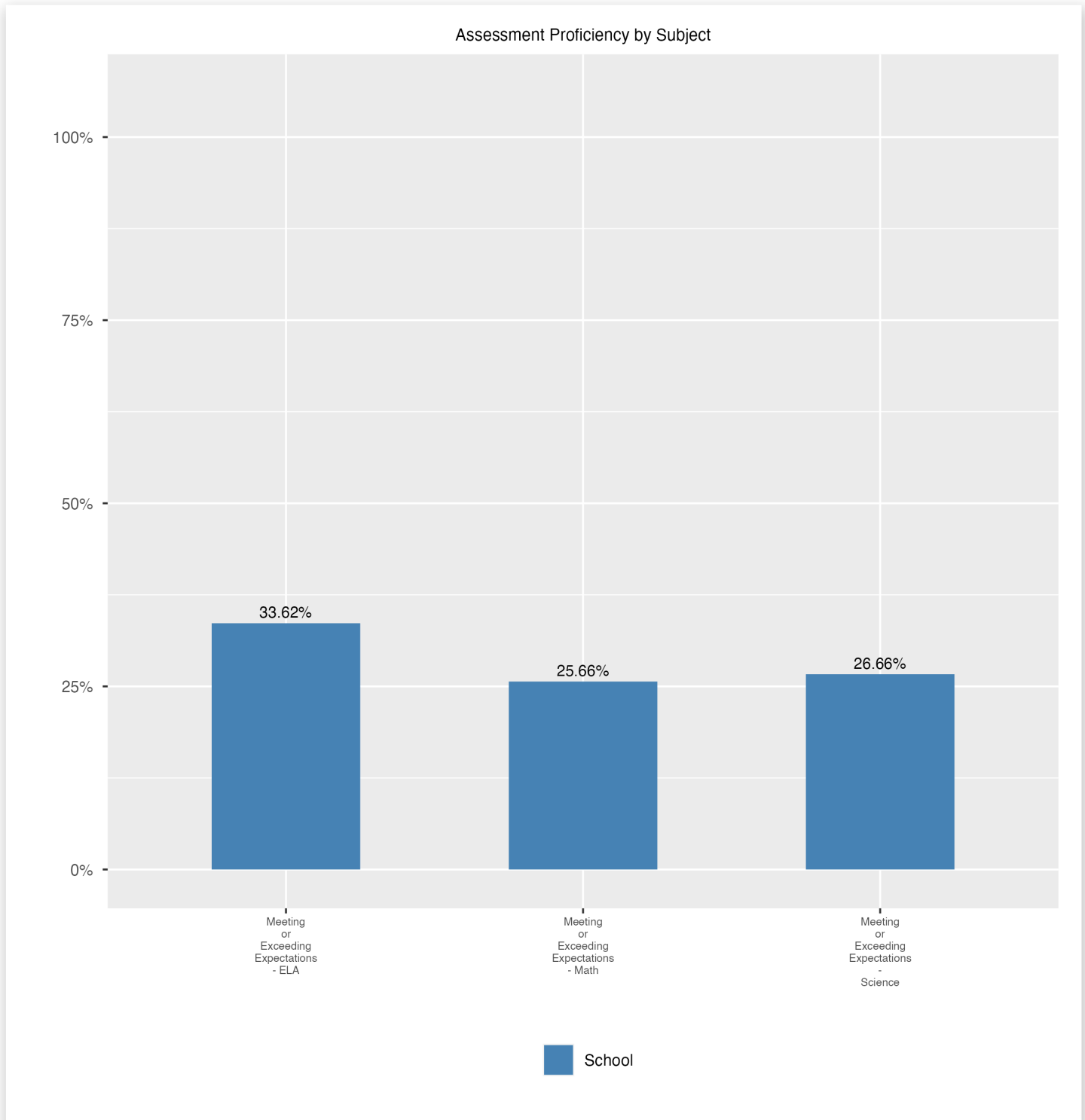


## School Safety and Discipline

Information about discipline and school safety in DC, in accordance with the U.S. Department of Education's Civil Rights Data collection, including suspensions and expulsions for students, school related arrests, reported incidents of violence, bullying, and harassment are available in the OSSE Discipline report and data files (<https://osse.dc.gov/page/data-and-reports-0>).

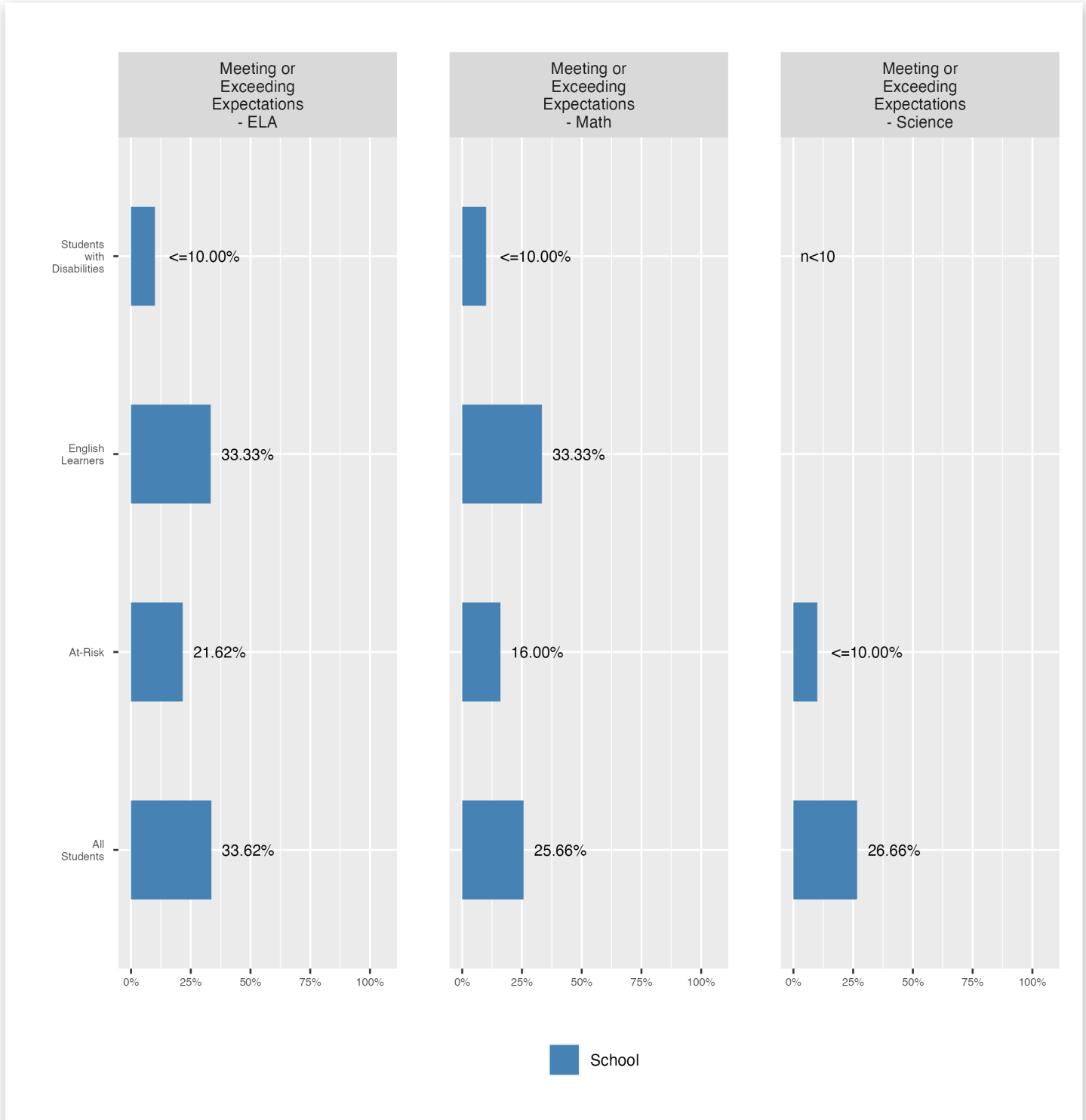
## Assessment Proficiency by Subject

This page shows the percentage of students meeting or exceeding grade -or course- level expectations on statewide assessments in English language arts/literacy (ELA), mathematics, and science.



## Assessment Proficiency by Group

This page shows the percentage of specific groups of students meeting or exceeding grade- or course-level expectations on statewide assessments.



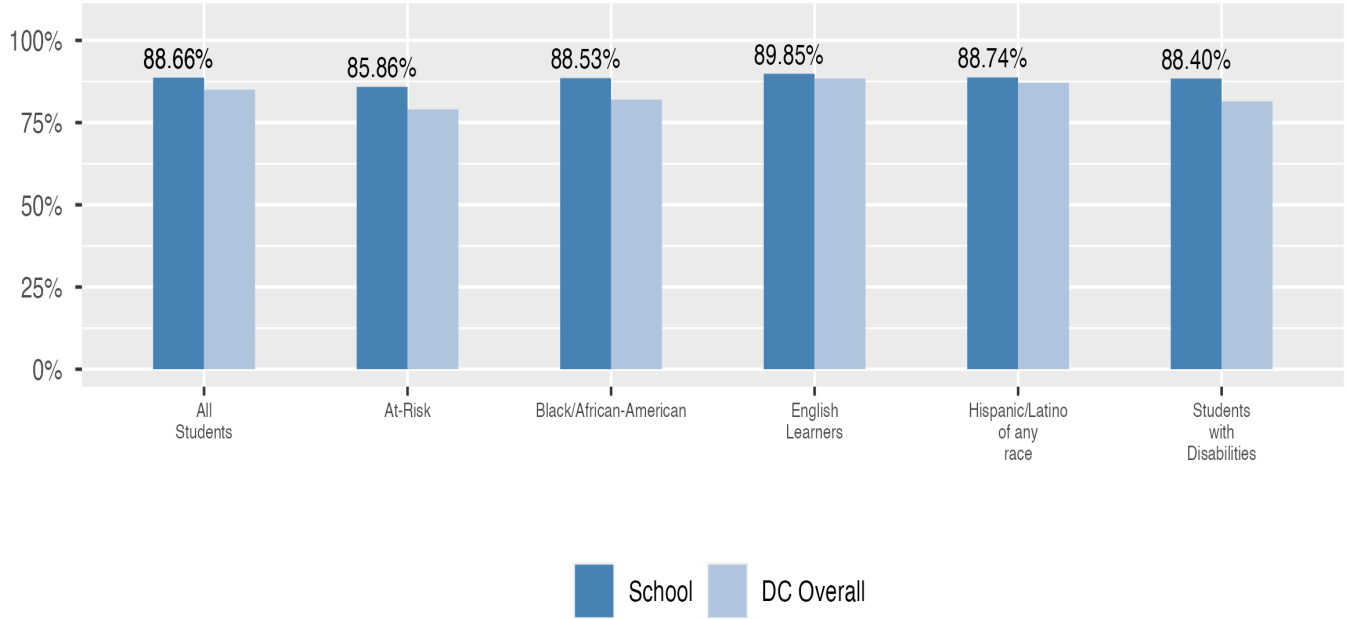
## Proficiency by Subject

Statewide assessments in science are administered to students in grades 5 and 8, and students enrolled in high school biology. Missing data indicates that a school does not serve students required to take statewide science assessments.

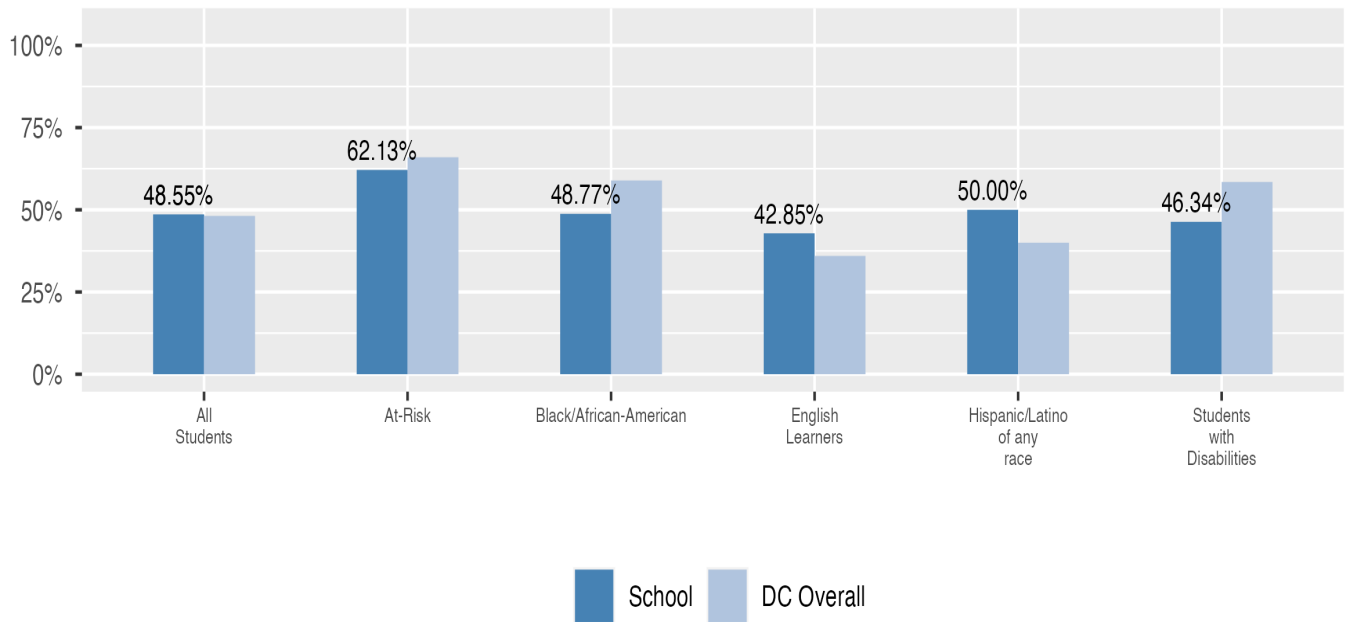
## Attendance

Review information on attendance below, including in-seat attendance for all students (there is a separate measure of attendance for pre-K students, since pre-K is not compulsory), and the percentage of students chronically absent, meaning that they miss at least 10% of the school days for which they are enrolled throughout the school year at the school.

In-Seat Attendance

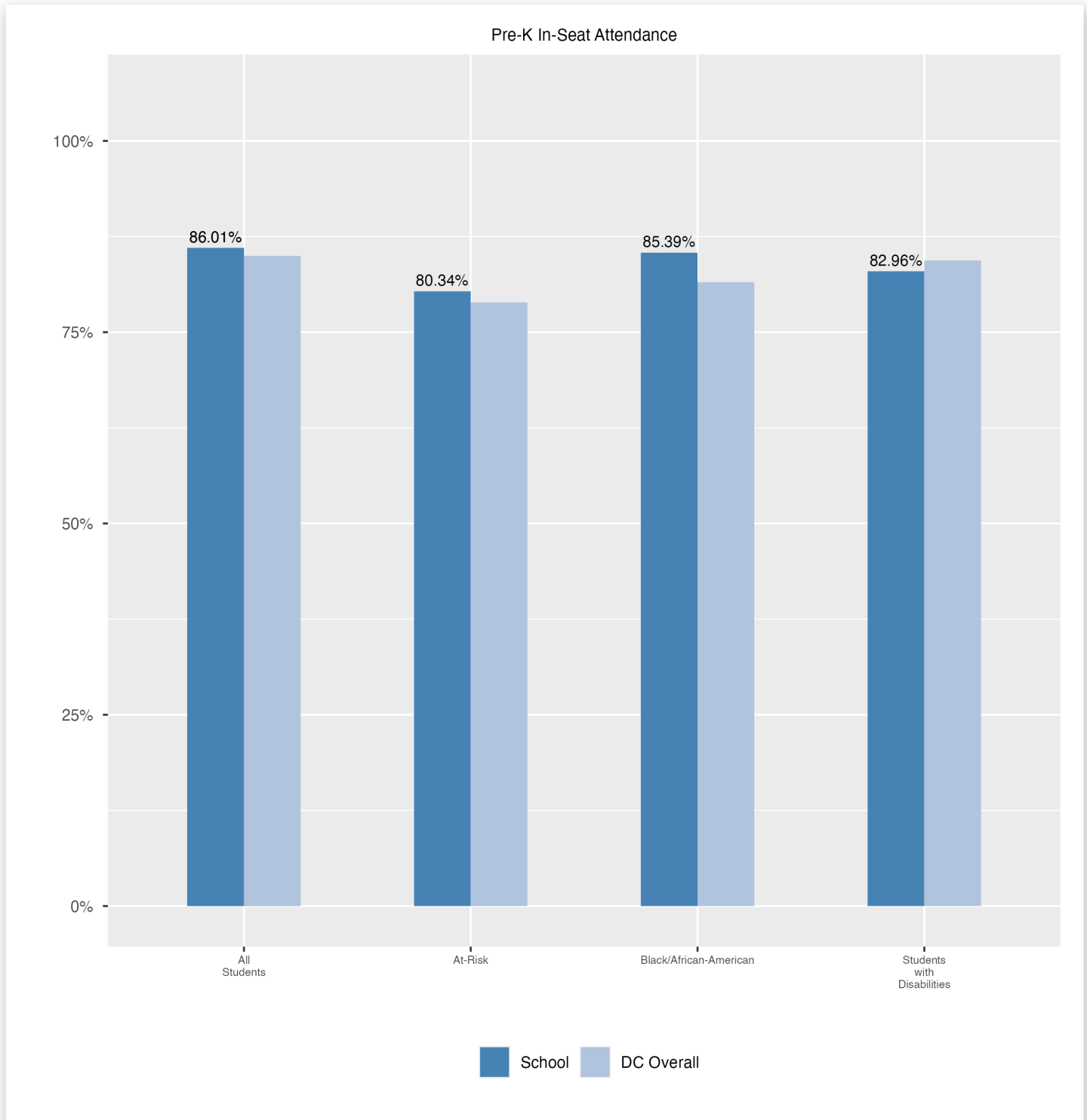


Chronic Absenteeism



## Pre-K In-Seat Attendance

Review information on attendance at the school. This includes in-seat attendance for all students (including a separate measure of attendance for pre-K students, since pre-K is not compulsory), the percentage of students chronically absent, meaning that they miss at least 10% of the school days for which they are enrolled throughout the school year at the school.



## Student Enrollment Changes

Explore information on how much the population at the school changes throughout the year or from year to year. It shows information about changes in enrollment, including whether students leave or enter the school mid-year, and whether eligible students choose to re-enroll in the school.

